


# TP540HGI0B (Glass - Glass)

MONO PERC BIFACIAL SOLAR MODULE



## Illuminating a Sustainable Future



Made in India within a state-of-the-art module production facility.



Low risk of failure - A warranty claim rate of under **0.07%**.



Certified to withstand snow loads of up to **5400Pa**.



Industry leading heavy-duty frame **6005-T6** grade.



PID resistant module.



IP68 rated junction box.



Warranties are subject to the terms and conditions as per the Tata Power Solar warranty document. Certification may vary by module type.

## 21.29%

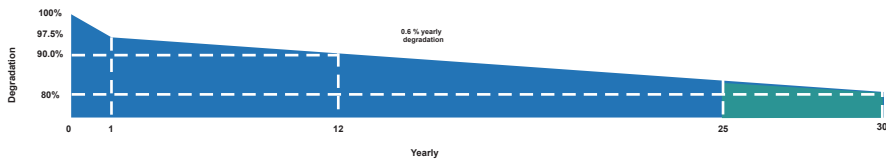
MaxModuleEfficiency

## 550Wp

MaxPowerOutput

## 0 ~ +5

PowerTolerance



Electrical Parameters at Standard Test Conditions (STC)\*

Nominal power output (W)**	530	535	540	545	550
Power tolerance (W)	0 ~ +5	0 ~ +5	0 ~ +5	0 ~ +5	0 ~ +5
Module efficiency (η%)	20.52	20.71	20.90	21.10	21.29
Voltage at Pmax VMPP (V)	42.20	42.35	42.45	42.55	42.62
Current at Pmax IMPP (A)	12.56	12.63	12.72	12.81	12.90
Open-circuit voltage VOC (V)	49.30	49.40	49.50	49.60	49.75
Short-circuit current ISC (A)	13.13	13.20	13.23	13.32	13.42

Electrical Parameters at 10% Solar Irradiance Ratio

Nominal power output @BSTC (W)	567	572	578	583	589
Voltage at Pmax VMPP (V)	43.37	43.52	43.67	43.82	43.97
Current at Pmax IMPP (A)	13.08	13.15	13.23	13.31	13.38
Open-circuit voltage VOC (V)	50.30	50.45	50.60	50.75	50.90
Short-circuit current ISC (A)	13.60	13.63	13.67	13.71	13.79

Electrical Parameters at NOCT

Power output PMAX (W)	382	385	389	392	396
Voltage at Pmax VMPP (V)	37.1	37.3	37.4	37.4	37.5
Current at Pmax IMPP (A)	10.27	10.33	10.41	10.48	10.56
Open-circuit voltage VOC (V)	43.4	43.5	43.6	43.6	43.8
Short-circuit current ISC (A)	10.75	10.81	10.84	10.91	10.99

Temperature Coefficient Characteristics

NOCT(°C)	45±1
Module efficiency (% / °C)	-0.06 ± 0.01
Temperature Coefficient of Pmax (% / °C)	-0.37
Temperature coefficient of Voc (% / °C)	-0.28
Temperature coefficient of Isc (% / °C)	0.05

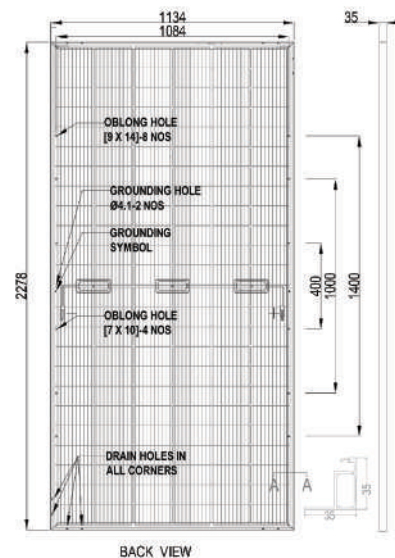
Operating Conditions

Maximum system voltage (V)	1500
Application class	A
Maximum series fuse rating (A)	25
Limited reverse current (A)	25
Operating temperature range (°C)	-40 to 85
Maximum static load (Wind/Snow) Pa	2400 /5400


Module General Characteristics

Module dimensions L X W X H(mm)	2278 x1134 x 35
Module weight (approx ) (Kg)	33±1
No of cells &size	144 Nos/[182 x91]mm
Frame materials	Anodized Aluminium
Front glass/ Back glass	2mm each side
Junction box	IP68
Cable connector	MC4/MC4 Compatible

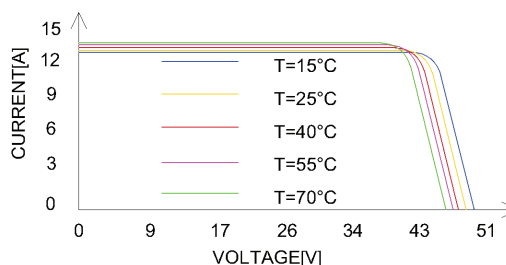
### Dimensions (mm)



IV CURVE AT MULTIPLE IRRADIANCE



IV CURVE AT MULTIPLE TEMPERATURE



### Packaging Details

No of modules per pallet	31
No of Boxes per 40ft Container	20
Box weight (Kg)	1100
Box dimensions L X W X H(mm)	2337 x1145x1290

### Testing and Tolerances

- \*Irradiance of 1000w/m<sup>2</sup>, Spectrum of AM 1.5 and Cell temperature of 25 °C.
- \*\* Measurement tolerance on Pmax±3%
- a] Tolerance for dimensions±3mm and Tolerance for cable length 0/+50mm.
- b] Bifacial factor [70±10]%
- c] BSTC: Bifacial power gain depends on the plant design and location
- d] Frame : Lock Type-30mm/35mm
- e] Box dimensions are subject to change
- Listed specifications are subject to change without prior notice.